


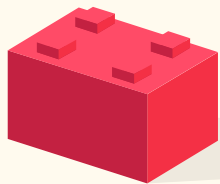


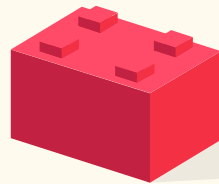


ROBOTICKÝ LEGO SEMINÁŘ



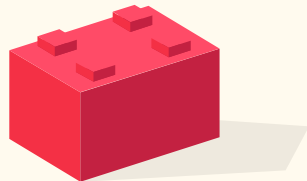


KDO JSME




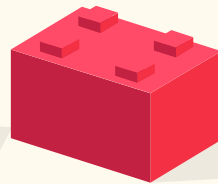
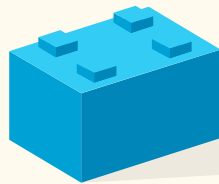

HARMONOGRAM SEMINÁŘE

13:15 - 14:00	Co je To LEGO Education? EV3, Spike Prime, Robot Inventor... (Ing. Matěj Štětka)
14:00 - 14:45	Seznámení s hardwarem LEGO (Bc. David Pařil)
14:45 - 15:20	Jak správně skládat robota? (Jan Hlaváč)
15:20 - 15:50	Jak správně programovat? (Bc. David Pařil)
15:50 - 16:20	Praktická ukázka EV3 a Labview. (Ing. Matěj Štětka)
16:20 - 16:50	Co je to ROBOSOUTĚŽ a zkušenosti z pohledu účastníka. (Jan Hlaváč)
16:50 - 17:50	Praktická ukázka Spike Prime pro Python a Scratch. (Ing. Matěj Štětka)
17:50 - 18:10	Prezentace a ukázka nové FEL kostky Brian



ROBOSOUTĚŽ

PINGPONG



THREE LEGOS, WHY NOT?





EV3




**ROBOT
INVENTOR**

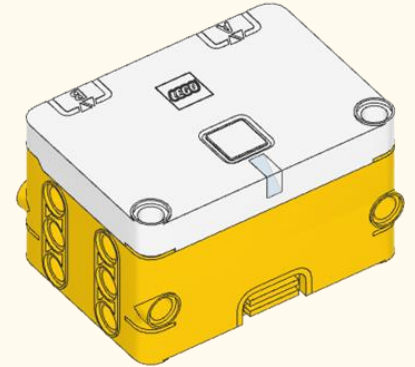
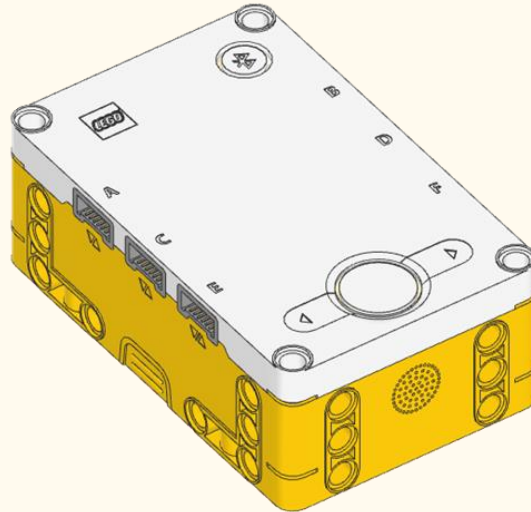
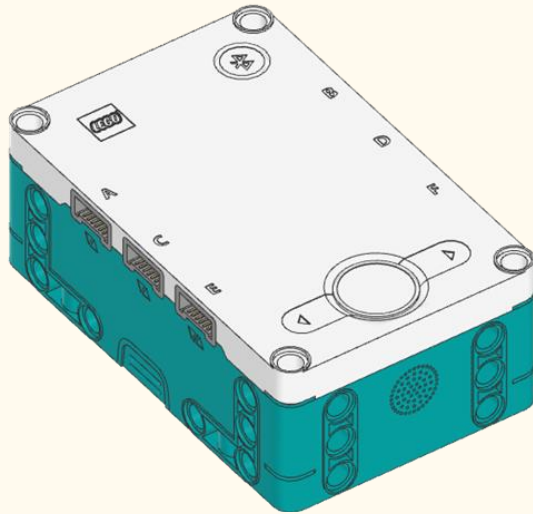



**SPIKE
PRIME**



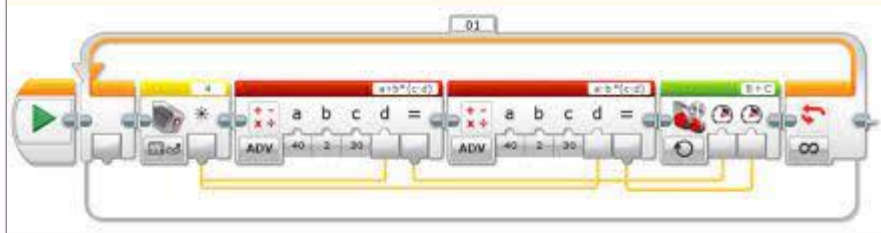
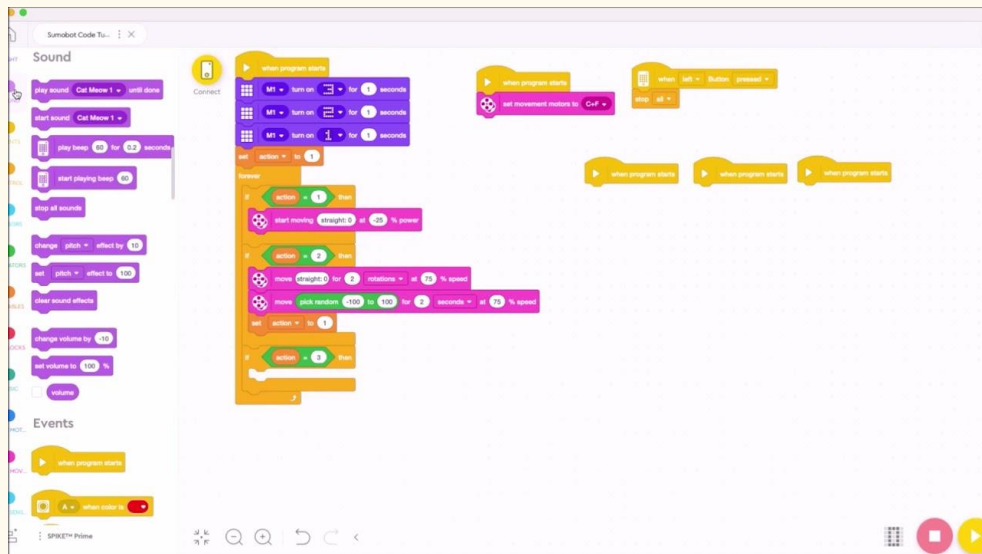


LEGO KOSTKY




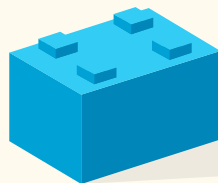
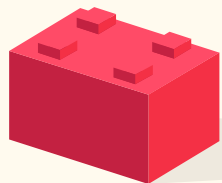


PROGRAMOVACÍ PROSTŘEDÍ




ROZDÍLY

	EV3	INVENTOR	SPIKE
SD CARD	YES	NO	NO
DISPLAY	YES	NO	NO
KABELY	odpojovací	fixní	fixní
POČET DÍLŮ	606	949	528
SENZORY	5	4	5
APLIKACE	labview	Inventor app	Spike app




MAYBE YOU NEED **FOUR PROGRAMS**



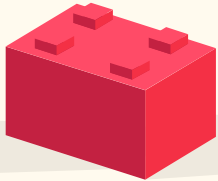
LABVIEW

PYTHON



SCRATCH

BLOCKS




CO A JAK SOBOTA?



PYTHON



**VLASTNÍ
ZKOUŠENÍ**



**STAVBA
ÚLOHY**

